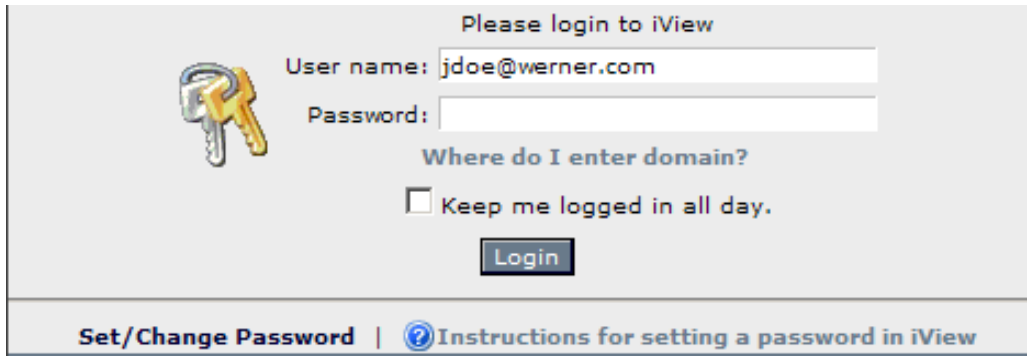


## Instructions for setting a password on iView

1. From the login screen click *Set/Change Password*. Make sure your email address is entered correctly on the User name textbox.



Please login to iView

User name:

Password:

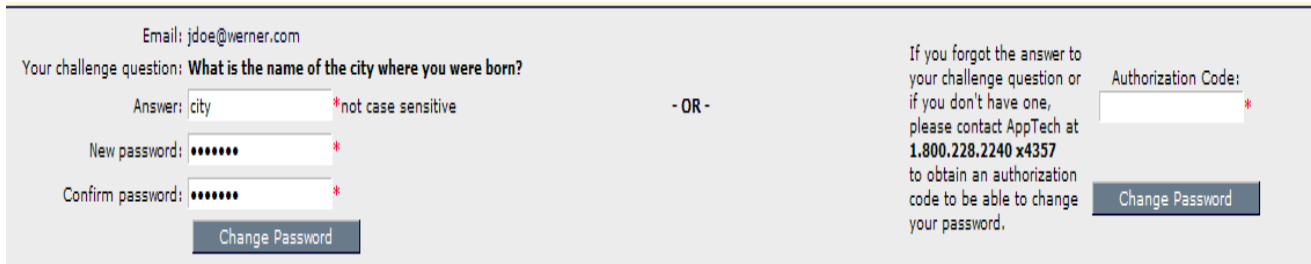
Where do I enter domain?

Keep me logged in all day.

Login

[Set/Change Password](#) | [Instructions for setting a password in iView](#)

2. Enter the answer to your challenge question and your new password, then click on *Change Password*.



Email: jdoe@werner.com

Your challenge question: **What is the name of the city where you were born?**

Answer:  \*not case sensitive

- OR -

New password:  \*

Confirm password:  \*

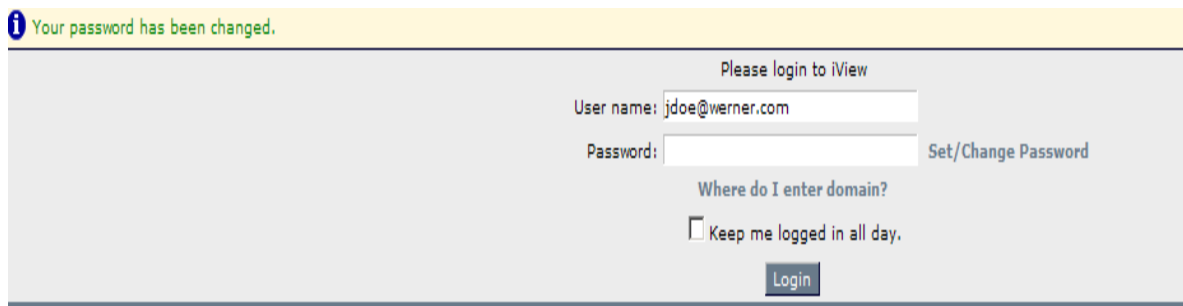
Change Password

If you forgot the answer to your challenge question or if you don't have one, please contact AppTech at **1.800.228.2240 x4357** to obtain an authorization code to be able to change your password.

Authorization Code:

Change Password

Now you can login using the new password.



**i** Your password has been changed.

Please login to iView

User name:

Password:  [Set/Change Password](#)

Where do I enter domain?

Keep me logged in all day.

Login

3. If you do not know the answer to your challenge question, you will need to call AppTech at the number that appears on the screen to obtain an Authorization

Code. You will have to properly identify yourself to AppTech in order for them to provide you with a valid code. Type in the Authorization Code in the textbox to the right of the screen and click on ***Change Password***.

Email: jdoe@werner.com

Your challenge question: **What is the name of the city where you were born?**

Answer:  \*not case sensitive

New password:  \*

Confirm password:  \*

- OR -

If you forgot the answer to your challenge question or if you don't have one, please contact AppTech at **1.800.228.2240 x4357** to obtain an authorization code to be able to change your password.

Authorization Code:  \*

4. Before you can change your password, you will need to pick a challenge question and provide an answer. Then enter your new password and click on ***Change Password***.

**Login**

Before changing your password, please take a moment to select a security question from the list below and provide an answer to it. This will allow you to be able to change your password in the future using the answer you provided. Please treat the answer to these questions as your password and don't share it with somebody else.

User Name: jdoe@werner.com

Select a challenge question:

Your answer here:

New password:

Confirm password:

Now you can login using the new password.

**i** Your password has been changed.

Please login to iView

User name:

Password:  [Set/Change Password](#)

Where do I enter domain?

Keep me logged in all day.